

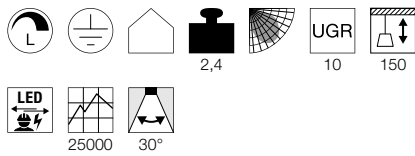
Q-LINE®
PD, 1m, BAP, PHASE



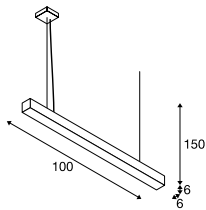
- Premium LED mit CRI>90
- Höhe einstellbar

Produktangaben

220-240V ~50/60Hz | 900mA
Systemleistung: 45W
Material: Aluminium / Kunststoff
Dimmbar: L



Maßzeichnung



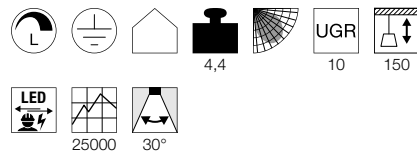
Q-LINE®
PD, 2m, BAP, PHASE



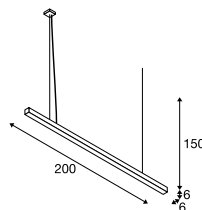
- Premium LED mit CRI>90
- Höhe einstellbar

Produktangaben

220-240V ~50/60Hz | 900mA
Systemleistung: 85W
Material: Aluminium / Kunststoff
Dimmbar: L



Maßzeichnung



Variante	Art. Nr.	EUR
2100lm 3000K CRI>90		
■ schwarz	1000927	432,00
2100lm 3000K CRI>90		
□ weiß	1000926	432,00
2100lm 3000K CRI>90		
■ grau	1000928 ▼	432,00
2300lm 4000K CRI>90		
■ schwarz	1000933	432,00
2300lm 4000K CRI>90		
□ weiß	1000932	432,00
2300lm 4000K CRI>90		
■ grau	1000934 ▼	432,00

Variante	Art. Nr.	EUR
4200lm 3000K CRI>90		
■ schwarz	1000930	648,00
4200lm 3000K CRI>90		
□ weiß	1000929	648,00
4200lm 3000K CRI>90		
■ grau	1000931 ▼	648,00
4600lm 4000K CRI>90		
■ schwarz	1000936	648,00
4600lm 4000K CRI>90		
□ weiß	1000935	648,00
4600lm 4000K CRI>90		
■ grau	1000937 ▼	648,00