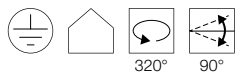


AVO  
CW, QPAR51



Produktangaben

230V ~50Hz  
Material: Stahl



Leuchtmittelempfehlung

LED GU10 6W 36°  
3000K 460lm  
6kWh/1000h  
Art. Nr. 1005078 | 6,50 EUR



LED GU10 4W 36°  
2700K 300lm  
4kWh/1000h  
Art. Nr. 1004972 | 5,95 EUR

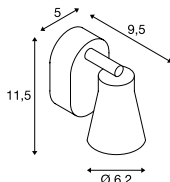


AVO  
CW, single, QPAR51

SOCKET  
INSIDE



Maßzeichnung



Leuchtmittelangaben

max. 50W QPAR51

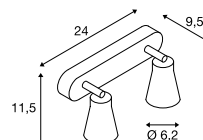
Variante	Art. Nr.	EUR
GU10   QPAR51   0,22 kg		
■ schwarz	1000886	37,25
GU10   QPAR51   0,22 kg		
□ weiß	1000887	37,25
GU10   QPAR51   0,22 kg		
■ silbergrau	1000888	37,25

AVO  
CW, double, QPAR51

SOCKET  
INSIDE




Maßzeichnung



Leuchtmittelangaben

2x max. 50W QPAR51

Variante	Art. Nr.	EUR
GU10   QPAR51   0,47 kg		
■ schwarz	1000889	77,00
GU10   QPAR51   0,47 kg		
□ weiß	1000890	77,00
GU10   QPAR51   0,47 kg		
■ silbergrau	1000891	77,00

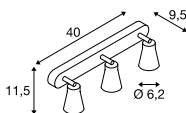


AVO  
CW, triple, QPAR51

SOCKET  
INSIDE



Maßzeichnung



Leuchtmittelangaben

3x max. 50W QPAR51

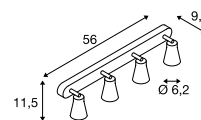
Variante	Art. Nr.	EUR
GU10   QPAR51   0,71 kg		
■ schwarz	1000892	98,00
GU10   QPAR51   0,71 kg		
□ weiß	1000893	98,00
GU10   QPAR51   0,71 kg		
■ silbergrau	1000894	98,00

AVO  
CW, quad, QPAR51

SOCKET  
INSIDE



Maßzeichnung



Leuchtmittelangaben

4x max. 50W QPAR51

Variante	Art. Nr.	EUR
GU10   QPAR51   1 kg		
■ schwarz	1000895	120,00
GU10   QPAR51   1 kg		
□ weiß	1000896	120,00
GU10   QPAR51   1 kg		
■ silbergrau	1000897	120,00