

NAUTILUS
WL, quadratisch



NAUTILUS 10
WL, quadratisch

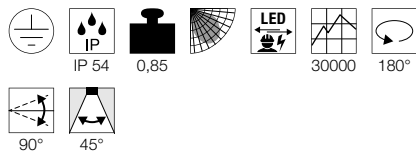


NAUTILUS 25
WL, QPAR51

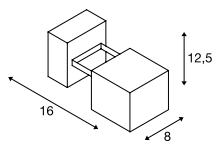


Produktangaben

100-240V ~50/60Hz | 700mA
Systemleistung: 9W
Material: Aluminium / Glas

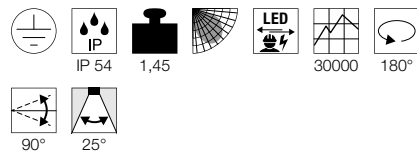


Maßzeichnung

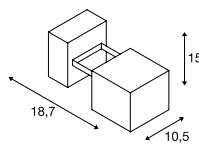


Produktangaben

100-277V ~50/60Hz | 350mA
Systemleistung: 17W
Material: Aluminium / Glas

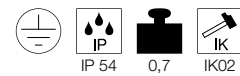


Maßzeichnung

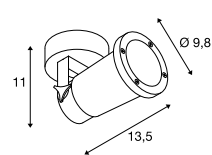


Produktangaben


220-240V ~50/60Hz
Material: Aluminium



Maßzeichnung



Zubehörempfehlung

■ Montageplatte
Art. Nr. 1002884 | 4,20 EUR 

Leuchtmittlempfehlung

GU10 4W 36°
2700K 300lm
4kWh/1000h
Art. Nr. 1004972 | 5,95 EUR 

LED GU10 4W 36°
3000K 300lm
4kWh/1000h
Art. Nr. 1004973 | 5,95 EUR 

Leuchtmittelangaben

max. 11W
Ø: 5 cm max. L: 8,3 cm max.

Variante	Art. Nr.	EUR
520lm 3000K CRI>80 ■ anthrazit	231045	148,00

Variante	Art. Nr.	EUR
950lm 3000K CRI>80 ■ anthrazit	231055	210,00

Variante	Art. Nr.	EUR
GU10 QPAR51 ■ schwarz	1002867	54,00