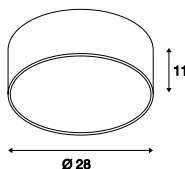





135074 133

MEDO 30
CL, PHASE



220-240V ~50/60Hz | 350mA
Systemleistung: 16W
Material: Aluminium / Polymethylacrylat (PMMA)
• Abhängeset exkl.



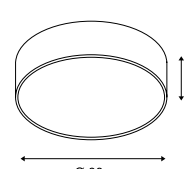
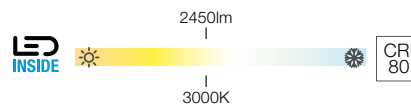
135020, 135021, 135024	1200lm 3000K	A → G A C D
------------------------------	-----------------	----------------------



- Abhängeset 1,5m
Art. Nr. 135250 | 44,75 EUR
- Abhängeset 1,5m
Art. Nr. 135251 | 44,75 EUR
- Abhängeset 1,5m
Art. Nr. 135254 | 44,75 EUR
- Abhängeset 5m
Art. Nr. 1001950 | 100,00 EUR
- Abhängeset 5m
Art. Nr. 1001951 | 100,00 EUR
- Abhängeset 5m
Art. Nr. 1001952 | 100,00 EUR

Variante	Art. Nr.	EUR
1200lm 3000K CRI80		
■ schwarz	135020	268,00
□ weiß	135021	268,00
1200lm 3000K CRI80		
■ grau	135024	268,00

MEDO 40
CL, PHASE



220-240V ~50/60Hz | 700mA
Systemleistung: 28W
Material: Aluminium / Polymethylacrylat (PMMA)
• Abhängeset exkl.



135070, 135071, 135074	2450lm 3000K	A → G A E
------------------------------	-----------------	-----------------



- Abhängeset 1,5m
Art. Nr. 135250 | 44,75 EUR
- Abhängeset 1,5m
Art. Nr. 135251 | 44,75 EUR
- Abhängeset 1,5m
Art. Nr. 135254 | 44,75 EUR
- Abhängeset 5m
Art. Nr. 1001950 | 100,00 EUR
- Abhängeset 5m
Art. Nr. 1001951 | 100,00 EUR
- Abhängeset 5m
Art. Nr. 1001952 | 100,00 EUR

Variante	Art. Nr.	EUR
2450lm 3000K CRI80		
■ schwarz	135070	312,00
□ weiß	135071	312,00
2450lm 3000K CRI80		
■ grau	135074	312,00