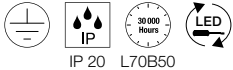
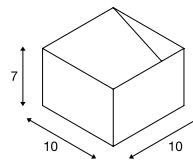
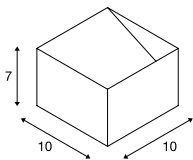
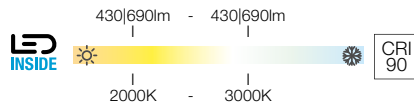
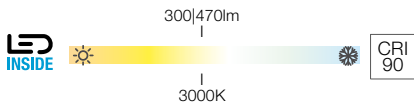




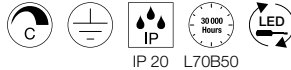
LOGS IN WL



LOGS IN WL, PHASE



100-240V ~50/60Hz | 500mA  
Systemleistung: 6W  
Material: Aluminium



220-240V ~50/60Hz | 250mA  
Systemleistung: 11W  
Material: Aluminium



151320, 151321, 151325	300lm   470lm 3000K	



1000638, 1000639, 1000640	430lm   690lm 2000-3000K	

Variante	Art. Nr.	EUR
300lm   3000K   CRI90		
schwarz / gold	151320	131,00
470lm   3000K   CRI90		
weiß	151321	120,00
470lm   3000K   CRI90		
aluminium / weiß	151325	131,00

Variante	Art. Nr.	EUR
430lm   2000-3000K   CRI90		
schwarz / gold	1000638	174,00
690lm   2000-3000K   CRI90		
weiß	1000639	168,00
690lm   2000-3000K   CRI90		
aluminium / weiß	1000640	174,00

