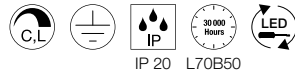
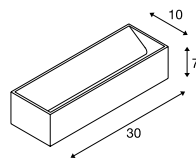
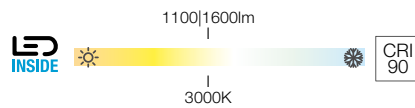


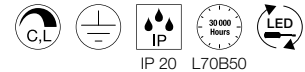
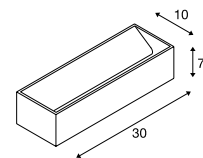
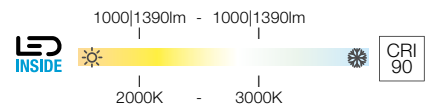


LOGS IN L
WL, PHASE



220-240V ~50/60Hz | 500mA
Systemleistung: 18W
Material: Aluminium

LOGS IN L
WL, PHASE



220-240V ~50/60Hz | 500mA
Systemleistung: 21W
Material: Aluminium

1002928 197



1002842, 1002843, 1002844	1100lm 1600lm 3000K	

Variante	Art. Nr.	EUR
1100lm 3000K CRI90		
■ schwarz / gold	1002842	228,00
1600lm 3000K CRI90		
□ weiß	1002844	218,00
1600lm 3000K CRI90		
▒ aluminium / weiß	1002843	228,00



1002928, 1002929, 1002930	1000lm 1390lm 2000-3000K	

Variante	Art. Nr.	EUR
1000lm 2000-3000K CRI90		
■ schwarz / gold	1002928	292,00
1390lm 2000-3000K CRI90		
□ weiß	1002929	282,00
1390lm 2000-3000K CRI90		
▒ aluminium / weiß	1002930	292,00