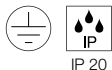


ENOLA B
CL, QPAR51



SOCKET INSIDE <35 W



220-240V ~50/60Hz
Material: Aluminium



GU10 <35W L: 8,5 cm



LED GU10 51mm | 4W | 36°
4000K | 290lm | EEK=F
4kWh/1000h



Art. Nr. 1004974 | 6,37 EUR



■ Zierring, schwarz

Art. Nr. 151840 | 8,95 EUR

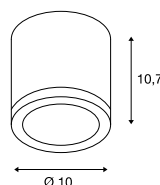


Variante	Art. Nr.	EUR
1xGU10		
■ schwarz	151810	66,00
1xGU10		
□ weiß	151811	66,00
1xGU10		
■ gold	151813	78,00

ENOLA C
CL



1020lm
3000K
LED INSIDE CRI 80




220-240V ~50/60Hz | 500mA
Systemleistung: 11W
Material: Aluminium



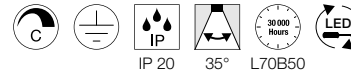
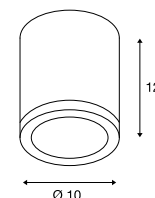
Art. Nr.	Light Output	Color Temp	Beam Angle	Beam Spread
152101	1020lm 3000K		35°	A → G

Variante	Art. Nr.	EUR
1020lm 3000K CRI80		
□ weiß	152101	222,00

ENOLA C
CL, PHASE



900lm - 900lm
2000K - 3000K
LED INSIDE CRI 90



220-240V ~50/60Hz | 350mA
Systemleistung: 15W
Material: Aluminium / Glas



Art. Nr.	Light Output	Color Temp	Beam Angle	Beam Spread
1000631	900lm 2000-3000K		35°	A → G

Variante	Art. Nr.	EUR
900lm 2000-3000K CRI90		
□ weiß	1000631	240,75