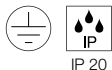
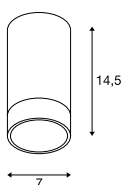


ASTINA
CL, QPAR51



220-240V ~50/60Hz
Material: Aluminium

GU10 <10W



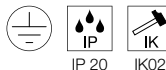
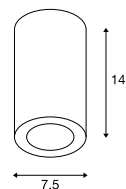
LED GU10 51mm | 4W | 36°
2700K | 270lm | EEK=G
4kWh/1000h



Art. Nr. 1004972 | 6,37 EUR

Variante	Art. Nr.	EUR
1xGU10		
■ schwarz	1002936	88,00
1xGU10		
□ weiß	1002934	88,00
1xGU10		
■ grau	1002935	83,46

NAGY 75
CL, QPAR51



220-240V ~50/60Hz
Material: Gips

GU10 <10W



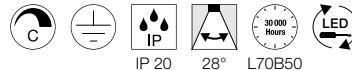
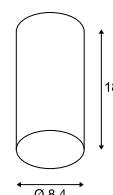
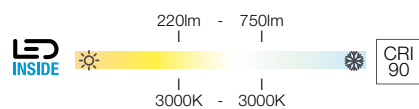
LED GU10 51mm | 4W | 36°
3000K | 280lm | EEK=F
4kWh/1000h



Art. Nr. 1004973 | 6,37 EUR

Variante	Art. Nr.	EUR
1xGU10		
□ weiß	1002965	57,00

ANELA
CL, PHASE



220-240V ~50/60Hz | 500mA
Systemleistung: 10W
Material: Aluminium

- Lichtstrom mit Reflektor 1000809 = 500lm/
Lichtstrom mit Reflektor 1000810 = 620lm/
Lichtstrom mit Reflektor 1000811 = 220lm/
Lichtstrom mit Reflektor 1000812 = 600lm



Art. Nr.	Light Output	Color Temp	Efficiency
1000807, 1000808	220-750lm	3000K	A → G



- Reflektor 28°
Art. Nr. 1000809 | 19,70 EUR
- Reflektor 28°
Art. Nr. 1000810 | 19,70 EUR
- Reflektor 28°
Art. Nr. 1000811 | 19,70 EUR
- Reflektor 28°
Art. Nr. 1000812 | 19,70 EUR

Variante	Art. Nr.	EUR
220-750lm 3000K CRI90		
■ schwarz	1000807	173,00
220-750lm 3000K CRI90		
□ weiß	1000808	173,00