

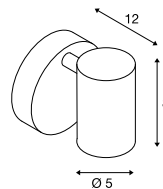
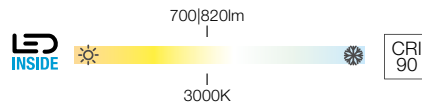


156501 299



156510 299

HELIA
CW, single, PHASE



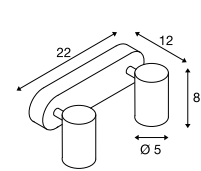
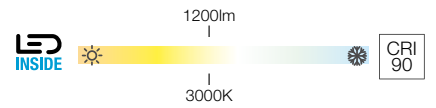

IP 20 35° L70B50 350° 90°

220-240V ~50/60Hz | 500mA
Systemleistung: 10W
Material: Aluminium

156500, 156501	700lm 820lm 3000K	

Variante	Art. Nr.	EUR
700lm 3000K CRI90		
■ schwarz	156500	138,00
820lm 3000K CRI90		
□ weiß	156501	138,00

HELIA
CW, double, PHASE



IP 20 35° L70B50 350° 90°

220-240V ~50/60Hz | 500mA
Systemleistung: 17W
Material: Aluminium

156510, 156511	1200lm 3000K	

Variante	Art. Nr.	EUR
1200lm 3000K CRI90		
■ schwarz	156510	195,00
1200lm 3000K CRI90		
□ weiß	156511	195,00