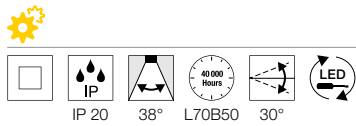
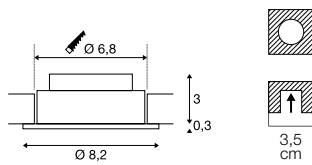
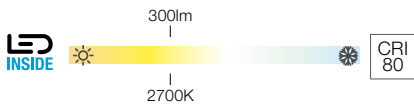



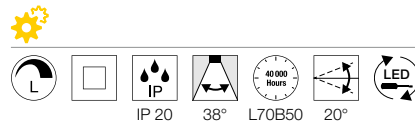
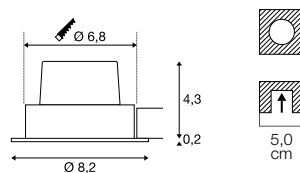
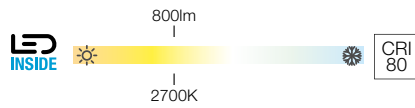
NEW TRIA 68
DL, rund



100-240V ~50/60Hz | 350mA
Systemleistung: 5,3W
Material: Aluminium

- Clipfedern und Blattfedern
- Materialstärke Einbaufäche: 20 mm

NEW TRIA 68
DL, rund



220-240V ~50/60Hz | 500mA
Systemleistung: 11W
Material: Aluminium

- Clipfedern und Blattfedern
- Materialstärke Einbaufäche: 20 mm

Art. Nr.	Systemleistung	Farbe
1003058, 1003059, 1003060	300lm 2700K	A → G
		A → G

Art. Nr.	Systemleistung	Farbe
1003065, 1003066, 1003067	800lm 2700K	A → G
		A → G

Variante	Art. Nr.	EUR
300lm 2700K CRI80		
■ schwarz	1003058	53,00
300lm 2700K CRI80		
□ weiß	1003059	53,00
300lm 2700K CRI80		
▒ gebürstet aluminium	1003060	56,00

Variante	Art. Nr.	EUR
800lm 2700K CRI80		
■ schwarz	1003065	87,00
800lm 2700K CRI80		
□ weiß	1003066	87,00
800lm 2700K CRI80		
▒ gebürstet aluminium	1003067	93,00

