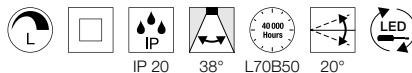
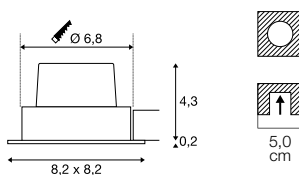





1003059 358



NEW TRIA 68
DL, eckig, PHASE



220-240V ~50/60Hz | 500mA
Systemleistung: 11W
Material: Aluminium

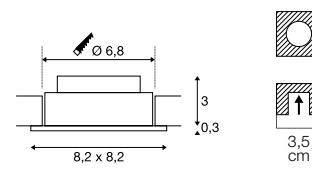
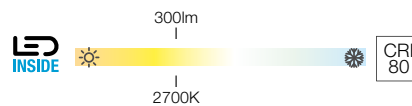
- Clipfedern und Blattfedern
- Materialstärke Einbaufäche: 20 mm



1003068, 1003069, 1003070	800lm 2700K	

Variante	Art. Nr.	EUR
800lm 2700K CRI80		
■ schwarz	1003068	87,00
800lm 2700K CRI80		
□ weiß	1003069	87,00
800lm 2700K CRI80		
▒ gebürstet aluminium	1003070	93,00

NEW TRIA 68
DL, eckig



100-240V ~50/60Hz | 350mA
Systemleistung: 5,3W
Material: Aluminium

- Clipfedern und Blattfedern
- Materialstärke Einbaufäche: 20 mm



1003062, 1003063, 1003064	300lm 2700K	

Variante	Art. Nr.	EUR
300lm 2700K CRI80		
■ schwarz	1003062	53,00
300lm 2700K CRI80		
□ weiß	1003063	53,00
300lm 2700K CRI80		
▒ gebürstet aluminium	1003064	56,00

1003066 358

