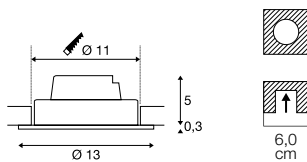
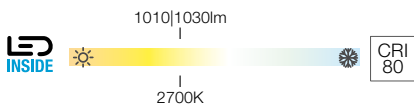


NEW TRIA 110
DL, rund, PHASE

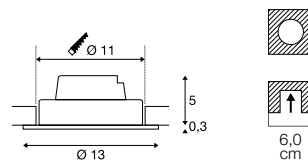
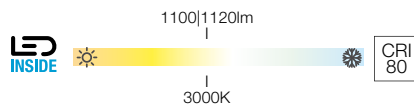


IP 20 38° L70B50 360° 20°

220-240V ~50/60Hz | 350mA
Systemleistung: 14W
Material: Aluminium

- Clipfedern
- Materialstärke Einbaufäche: 20 mm max.

NEW TRIA 110
DL, rund, PHASE

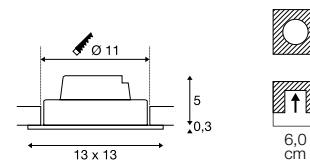
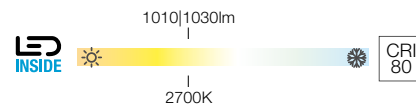


IP 20 38° L70B50 360° 20°

220-240V ~50/60Hz | 350mA
Systemleistung: 14W
Material: Aluminium

- Clipfedern
- Materialstärke Einbaufäche: 20 mm max.

NEW TRIA 110
DL, eckig, PHASE



IP 20 38° L70B50 360° 20°

220-240V ~50/60Hz | 350mA
Systemleistung: 14W
Material: Aluminium

- Clipfedern
- Materialstärke Einbaufäche: 20 mm max.

| | | |
|-------------------|--------------------------|--|
| | | |
| 114220, 114221 | 1010lm 1030lm 2700K | |

| | | |
|-------------------|--------------------------|--|
| | | |
| 114230, 114231 | 1100lm 1120lm 3000K | |

| | | |
|-------------------|--------------------------|--|
| | | |
| 114240, 114241 | 1010lm 1030lm 2700K | |

| Variante | Art. Nr. | EUR |
|------------------------|----------|--------|
| 1010lm 2700K CRI80 | | |
| ■ schwarz | 114220 | 197,00 |
| 1030lm 2700K CRI80 | | |
| □ weiß | 114221 | 197,00 |

| Variante | Art. Nr. | EUR |
|------------------------|----------|--------|
| 1100lm 3000K CRI80 | | |
| ■ schwarz | 114230 | 197,00 |
| 1120lm 3000K CRI80 | | |
| □ weiß | 114231 | 197,00 |

| Variante | Art. Nr. | EUR |
|------------------------|----------|--------|
| 1010lm 2700K CRI80 | | |
| ■ schwarz | 114240 | 189,39 |
| 1030lm 2700K CRI80 | | |
| □ weiß | 114241 | 189,39 |