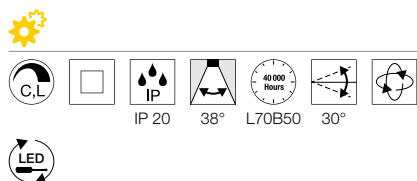
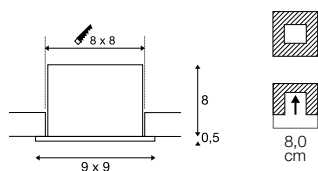
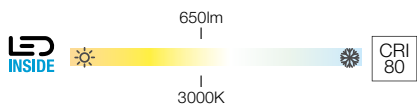


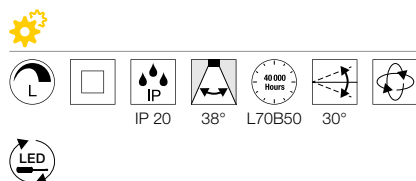
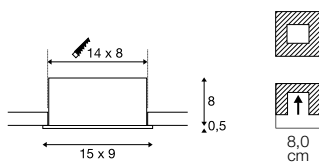
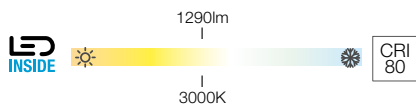
KADUX
EL, single, PHASE



220-240V ~50/60Hz | 350mA
Systemleistung: 7,5W
Material: Aluminium / Stahl

- Clipfedern
- Materialstärke Einbaufäche: 30 mm max.

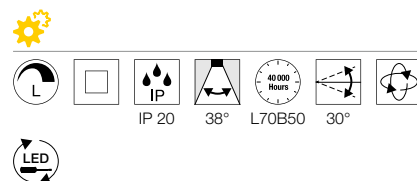
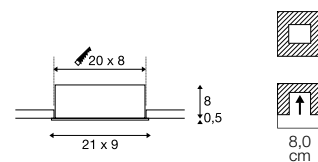
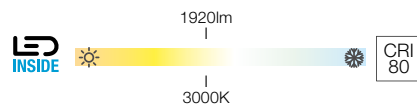
KADUX
EL, double, PHASE



220-240V ~50/60Hz | 350mA
Systemleistung: 14W
Material: Aluminium / Stahl

- Clipfedern
- Materialstärke Einbaufäche: 30 mm max.

KADUX
EL, triple, PHASE



220-240V ~50/60Hz | 350mA
Systemleistung: 20W
Material: Aluminium / Stahl

- Clipfedern
- Materialstärke Einbaufäche: 30 mm max.

		A → G
115700, 115701	650lm 3000K	A f G E

		A → G
115710, 115711	1290lm 3000K	A f G E

		A → G
115720, 115721	1920lm 3000K	A f G E

Variante	Art. Nr.	EUR
650lm 3000K CRI80		
■ schwarz	115700	94,00
650lm 3000K CRI80		
□ weiß	115701	94,00

Variante	Art. Nr.	EUR
1290lm 3000K CRI80		
■ schwarz	115710	178,00
1290lm 3000K CRI90		
□ weiß	115711	178,00

Variante	Art. Nr.	EUR
1920lm 3000K CRI80		
■ schwarz	115720	235,00
1920lm 3000K CRI90		
□ weiß	115721	235,00