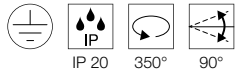
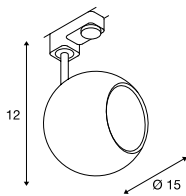


LIGHT EYE® 150 TRACK
3Ph. QPAR111




<75 W

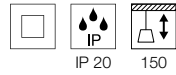
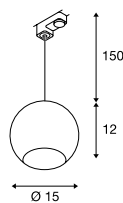


230V ~50Hz
Material: Stahl


LIGHT EYE® 150
3Ph. PD, QPAR111



<75 W



230V ~50Hz
Material: Stahl



GU10 <75W



QPAR111 | 12,5W | 30°
4000K | 1000lm | EEK=F
13kWh/1000h



Art. Nr. 1005282 | 49,50 EUR



GU10 <75W



QPAR111 | 12,5W | 30°
2700K | 950lm | EEK=F
13kWh/1000h



Art. Nr. 1005276 | 49,50 EUR

Variante	Art. Nr.	EUR
1xGU10		
■ schwarz / chrom	1000707	132,00
1xGU10		
■ weiß / chrom	1000708	132,00

Variante	Art. Nr.	EUR
1xGU10		
■ schwarz / chrom	1000709	132,00
1xGU10		
■ chrom	153112	143,00