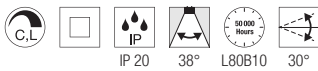
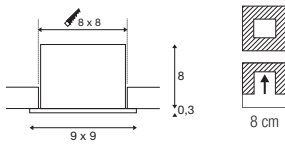




KADUX DL, single, PHASE



220-240V ~50/60Hz | 350mA
Systemleistung: 7.5W
Material: Aluminium / Stahl

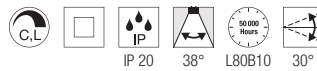
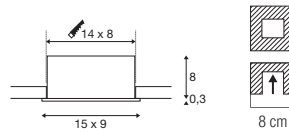
- Clipfedern
- Materialstärke Einbaufäche: 30 mm max.



Down 770lm | 3000K

Variante	Art.Nr.	EUR
● schwarz	1007551	85,00
○ weiß	1007552	85,00

KADUX DL, double, PHASE



220-240V ~50/60Hz | 350mA
Systemleistung: 14W
Material: Aluminium / Stahl

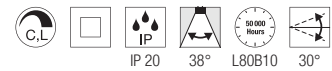
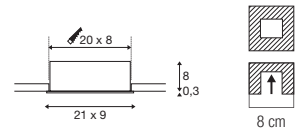
- Clipfedern
- Materialstärke Einbaufäche: 30 mm max.



Down 1510lm | 3000K

Variante	Art.Nr.	EUR
● schwarz	1007559	160,00
○ weiß	1007560	160,00

KADUX DL, triple, PHASE



220-240V ~50/60Hz | 350mA
Systemleistung: 20W
Material: Aluminium / Stahl

- Clipfedern
- Materialstärke Einbaufäche: 30 mm max.



Down 2310lm | 3000K

Variante	Art.Nr.	EUR
● schwarz	1007567	211,00
○ weiß	1007568	211,00