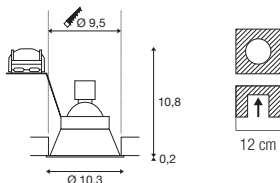


**HORN**  
DL, single, QPAR51



220-240V ~50/60Hz  
Material: Aluminium

- Clipfedern
- Materialstärke Einbaufäche: 25 mm max.



Socket: 1xGU10

| Variante  | Art.Nr. | EUR   |
|-----------|---------|-------|
| ● schwarz | 113160  | 52,00 |
| ○ weiß    | 113161  | 52,00 |

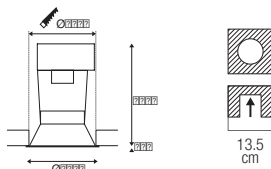


LED GU10 51mm | 6W | 38°  
2700K | 450lm | EEK=F  
6kWh/1000h



Art. Nr.: 1005077 | 7,50 EUR

**HORN**  
EL, single, QPAR51



220-240V ~50/60Hz  
Material: Stahl

- Clipfedern
- Materialstärke Einbaufäche: 45 mm max.



Socket: 1xGU10 max. Ø: 5.1 cm | L: 5.4 cm

| Variante  | Art.Nr. | EUR   |
|-----------|---------|-------|
| ● schwarz | 112910  | 27,50 |
| ○ weiß    | 112911  | 27,50 |

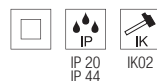
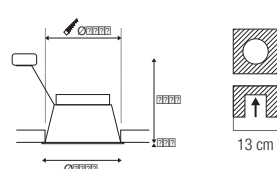


LED GU10 51mm | 6W | 38°  
2700K | 450lm | EEK=F  
6kWh/1000h



Art. Nr.: 1005077 | 7,50 EUR

**HORN**  
DL, GU10, blower door getestet



220-240V ~50/60Hz  
Material: Aluminium

- Das Downlight entspricht den Anforderungen von RT2012.
- Materialstärke Einbaufäche: 30 mm max.



Socket: 1xGU10

| Variante  | Art.Nr. | EUR   |
|-----------|---------|-------|
| ● schwarz | 1005435 | 26,50 |
| ○ weiß    | 1005436 | 26,50 |



LED GU10 51mm | 6W | 38°  
2700K | 450lm | EEK=F  
6kWh/1000h



Art. Nr.: 1005077 | 7,50 EUR