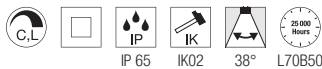
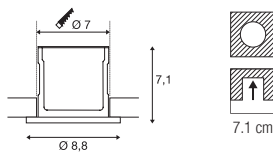




## KAMUELA ECO EL, rund, PHASE



220-240V ~50Hz  
Systemleistung: 6W  
Material: Aluminium / Kunststoff

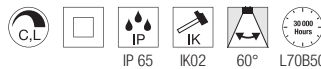
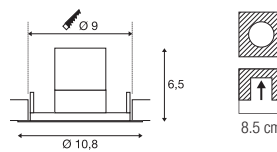
- Clipfedern
- Materialstärke Einbaufäche: 40 mm max.
- Feuerbeständig für mind. 90 Minuten nach BS 476-21



Down 530lm | 4000K

Variante	Art.Nr.	EUR
● schwarz	1001017	35,50
○ weiß	1001018	35,50

## KINI EL, PHASE



220-240V ~50/60Hz | 260mA  
Systemleistung: 12W  
Material: Aluminium / Polycarbonat (PC)

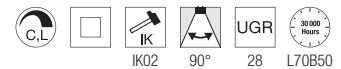
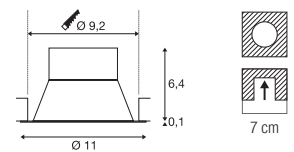
- Clipfedern
- Materialstärke Einbaufäche: 20 mm max.



Down 850lm | 3000K

Variante	Art.Nr.	EUR
○ weiß	1000833	103,00

## AKALO D83 EL



220-240V ~50/60Hz | 120mA  
Systemleistung: 9W  
Material: Aluminium / Polycarbonat (PC)

- Clipfedern
- Materialstärke Einbaufäche: 20 mm max.



800lm | 3000K | 880lm | 4000K | 850lm | 5700K

Variante	Art.Nr.	EUR
○ weiß	1001264	40,25