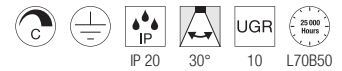
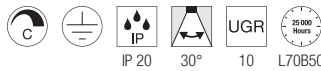
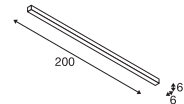
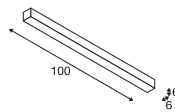




Q-LINE®  
CL, 1m, BAP, PHASE

Q-LINE®  
CL, 2m, BAP, PHASE



220-240V ~50/60Hz | 900mA  
Systemleistung: 46W  
Material: Aluminium / Kunststoff

220-240V ~50/60Hz | 900mA  
Systemleistung: 93W  
Material: Aluminium / Kunststoff



Down 2100lm | 3000K  
2300lm | 4000K

Down 4200lm | 3000K  
4600lm | 4000K

Variante	Art.Nr.	EUR
● schwarz		
2100lm   3000K	<b>1000686</b>	<b>464,00</b>
○ weiß		
2100lm   3000K	<b>1000685</b>	<b>464,00</b>
● schwarz		
2300lm   4000K	<b>1000689</b>	<b>464,00</b>
○ weiß		
2300lm   4000K	<b>1000688</b>	<b>464,00</b>

Variante	Art.Nr.	EUR
● schwarz		
4200lm   3000K	<b>1000692</b>	<b>696,00</b>
○ weiß		
4200lm   3000K	<b>1000691</b>	<b>696,00</b>
● schwarz		
4600lm   4000K	<b>1000695</b>	<b>696,00</b>
○ weiß		
4600lm   4000K	<b>1000694</b>	<b>696,00</b>