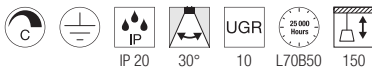
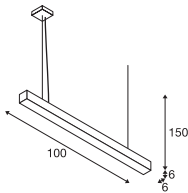




Q-LINE®
PD, 1m, BAP, PHASE



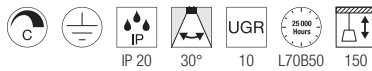
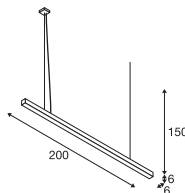
220-240V ~50/60Hz | 900mA
Systemleistung: 46W
Material: Aluminium / Kunststoff



Down 2100lm | 3000K
2300lm | 4000K

Variante	Art.Nr.	EUR
● schwarz 2100lm 3000K	1000927	484,00
● schwarz 2300lm 4000K	1000933	484,00
○ weiß 2100lm 3000K	1000926	484,00
○ weiß 2300lm 4000K	1000932	484,00

Q-LINE®
PD, 2m, BAP, PHASE



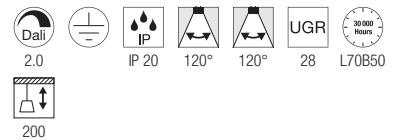
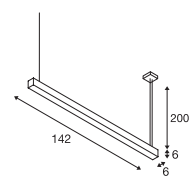
220-240V ~50/60Hz | 900mA
Systemleistung: 93W
Material: Aluminium / Kunststoff



Down 4200lm | 3000K
4600lm | 4000K

Variante	Art.Nr.	EUR
● schwarz 4200lm 3000K	1000930	726,00
● schwarz 4600lm 4000K	1000936	726,00
○ weiß 4200lm 3000K	1000929	726,00
○ weiß 4600lm 4000K	1000935	726,00

Q-LINE®
PD, DALI, single



220-240V ~50/60Hz | 700mA
Systemleistung: 47W
Material: Aluminium / Acryl



Down 3700lm | 3000K

Variante	Art.Nr.	EUR
● schwarz	1001309	580,00
○ weiß	1001310	580,00