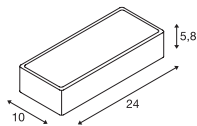
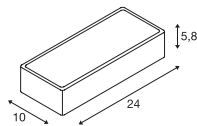
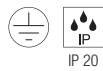


WL 149
WL, PHASE

WL 149
WL, QT-DE12



220-240V ~50/60Hz | 350mA
Systemleistung: 14W
Material: Stahl / Glas



220-240V ~50/60Hz
Material: Stahl / Glas



Down 1050lm | 3000K



Socket: R7s 78mm

Variante	Art.Nr.	EUR
<input type="radio"/> weiß	149511	151,00

Variante	Art.Nr.	EUR
<input type="radio"/> weiß / gefrostet	149471	70,00




LED R7s | 9W | 330°
3000K | 1050lm | EEK=E
9kWh/1000h



Art. Nr.: 1005287 | 24,00 EUR

149511 334



149471 334

