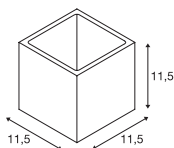


PLASTRA
WL, Cube, QT14



220-240V ~50/60Hz
Material: Gips / Stahl

- Individuell mit Wandfarbe überstreichbar/tapezierbar



Socket: 1xG9

Variante	Art.Nr.	EUR
<input type="radio"/> weiß	148018	54,00

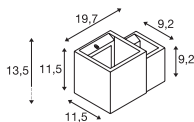



LED G9 | 3.6W | 300°
3000K | 400lm | EEK=E
4kWh/1000h

Art. Nr.: 1005286 | 9,99 EUR



PLASTRA
WL, Cubes



220-240V ~50/60Hz
Material: Gips / Stahl

- Individuell mit Wandfarbe überstreichbar/tapezierbar



Socket: 2xG9 max. Ø: 7 cm | L: 4 cm

Variante	Art.Nr.	EUR
<input type="radio"/> weiß	1004733	59,00




LED G9 | 3.6W | 300°
3000K | 400lm | EEK=E
4kWh/1000h

Art. Nr.: 1005286 | 9,99 EUR



148018 356



1002238 357

