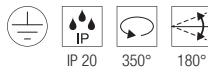
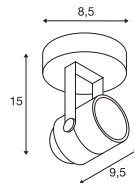




147551 409



SPOT 79
CW, QPAR51



220-240V ~50/60Hz
Material: Aluminium

SOCKET INSIDE <50 W

Socket: 1xGU10 max. Ø: 5.1 cm | L: 5.7 cm

Variante	Art.Nr.	EUR
● schwarz	132020	32,75
○ weiß	132021	32,75
● grau	132024	32,75

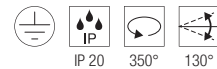
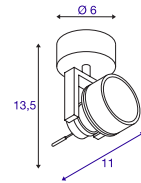


LED GU10 51mm | 6W | 38°
2700K | 450lm | EEK=F
6kWh/1000h



Art. Nr.: 1005077 | 7,50 EUR

INDA
CW, QPAR51



220-240V ~50/60Hz
Material: Aluminium

SOCKET INSIDE <50 W

Socket: 1xGU10 max. Ø: 5.1 cm | L: 5.7 cm

Variante	Art.Nr.	EUR
● schwarz	147550	65,00
○ weiß	147551	65,00
● aluminium	147559	69,00



LED GU10 51mm | 6W | 38°
2700K | 450lm | EEK=F
6kWh/1000h



Art. Nr.: 1005077 | 7,50 EUR