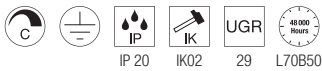
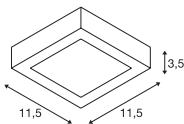




SENSER 12
CW, quadratisch, PHASE



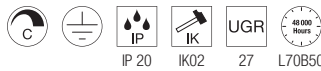
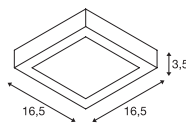
220-240V ~50/60Hz | 200mA
Systemleistung: 8.4W
Material: Aluminium



Down 460lm | 3000K

Variante	Art.Nr.	EUR
<input type="radio"/> weiß	1003017	74,00

SENSER 18
CW, quadratisch, PHASE



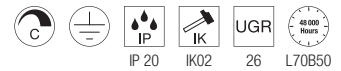
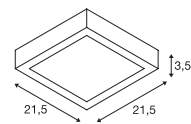
220-240V ~50/60Hz | 350mA
Systemleistung: 13W
Material: Aluminium



Down 840lm | 3000K

Variante	Art.Nr.	EUR
<input type="radio"/> weiß	1003018	79,00

SENSER 24
CW, quadratisch, PHASE



220-240V ~50/60Hz | 500mA
Systemleistung: 15W
Material: Aluminium



Down 1140lm | 3000K
1240lm | 4000K

Variante	Art.Nr.	EUR
<input type="radio"/> weiß		
1140lm 3000K	1003019	85,00
<input type="radio"/> weiß		
1240lm 4000K	1004705	85,00