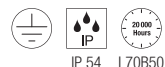
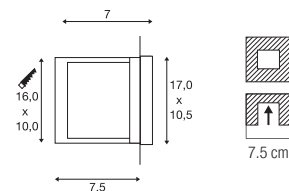
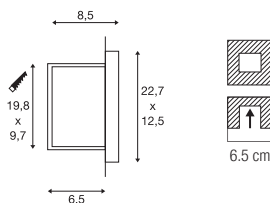


BRICK DOWNUNDER EL, E14

BRICK DOWNUNDER EL



220-240V ~50/60Hz
Material: Aluminium / Glas

220-240V ~50/60Hz
Systemleistung: 1.4W
Material: Aluminium / Glas

- Kein Einbautopf erforderlich

- Einbautopf inkl.



Socket: 1xE14 max. Ø: 4.3 cm | L: 12 cm

Down 30lm | 3000K

Variante	Art.Nr.	EUR
● grau	229062	41,50

Variante	Art.Nr.	EUR
● grau	229702	67,00



C35 | 4.2W | 320°
2700K | 350lm | EEK=G
5kWh/1000h



Art. Nr.: 1005285 | 8,50 EUR