



148052 273



148053 273



148052 273

**PLASTRA 25**  
CL, double, QPAR51



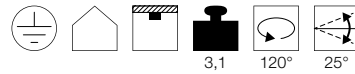
E-A++ Spektrum A++-E



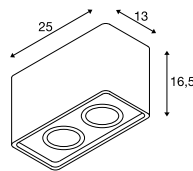
- Individuell gestaltbar mit Farben, Stickern & mehr

**Produktangaben**

220-240V ~50/60Hz  
Material: Gips / Stahl



**Maßzeichnung**



**PLASTRA 35**  
CL, triple, QPAR51



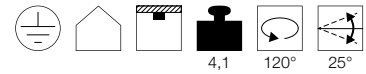
E-A++ Spektrum A++-E



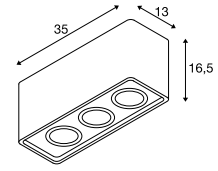
- Individuell gestaltbar mit Farben, Stickern & mehr

**Produktangaben**

220-240V ~50/60Hz  
Material: Gips / Stahl



**Maßzeichnung**



**Leuchtmittlempfehlung**

LED GU10 5,5W 38°  
2700K 400lm EEK=A+  
6kWh/1000h

Art. Nr. 1001030 | 15,00 EUR



LED GU10 7,2W 36°  
2700K 570lm EEK=A+  
8kWh/1000h

Art. Nr. 560552 | 10,00 EUR



**Leuchtmittelangaben**

2x max. 35W QPAR51

Variante	Art. Nr.	EUR
GU10   QPAR51		
□ weiß	148052	105,00

**Leuchtmittlempfehlung**

LED GU10 7,2W 36°  
4000K 540lm EEK=A+  
8kWh/1000h

Art. Nr. 1001564 | 10,00 EUR



LED GU10 7W 25/40/55°  
3000K 300lm EEK=A  
7kWh/1000h

Art. Nr. 560603 | 25,00 EUR



**Leuchtmittelangaben**

3x max. 35W QPAR51

Variante	Art. Nr.	EUR
GU10   QPAR51		
□ weiß	148053	140,00